

BLB GLOBAL BUSINESS LIMITED

3rd Floor, ECE House, Annexe-II, 28A,
K.G. Marg, New Delhi-110001

**FINAL ACCOUNTS
FOR THE YEAR
ENDED
31ST MARCH, 2014.**

**M/s RAM RATTAN & ASSOCIATES
CHARTERED ACCOUNTANTS**

104 Hans Bhawan,
1, Bahadur Shah Zafar Marg,
New Delhi-110002

INDEPENDENT AUDITOR'S REPORT

To the Members of BLB Global Business Limited

1. Report on the Financial Statements

We have audited the accompanying financial statements of **BLB Global Business Limited** ("the Company"), which comprise the Balance Sheet as at 31st March, 2014, the Statement of Profit and Loss and the Cash Flow Statement for the year then ended, and a summary of the significant accounting policies and other explanatory information.

2. Management's Responsibility for the Financial Statements

The Company's Management is responsible for the preparation of these financial statements that give a true and fair view of the financial position, financial performance and cash flows of the Company in accordance with the Accounting Principles generally accepted in India including Accounting Standards referred to in Sub-Section (3C) of the Section 211 of the Companies Act, 1956 ("the Act") read with the General Circular 15/2013 dated 13 September, 2013 of the Ministry of Corporate Affairs in respect of Section 133 of the Companies Act, 2013. This responsibility includes the design, implementation and maintenance of internal control relevant to the preparation and presentation of the financial statements that give a true and fair view and are free from material misstatement, whether due to fraud or error.

3. Auditors' Responsibility

Our responsibility is to express an opinion on these financial statements based on our audit. We conducted our audit in accordance with the Standards on Auditing issued by the Institute of Chartered Accountants of India. Those Standards require that we comply with the ethical requirements and plan and perform the audit to obtain reasonable assurance about whether the financial statements are free from material misstatement.

An audit involves performing procedures to obtain audit evidence about the amounts and the disclosures in the financial statements. The procedures selected depend on the auditor's judgment, including the assessment of the risks of material misstatement of the financial statements, whether due to fraud or error. In making those risk assessments, the auditor considers internal control relevant to the entity's preparation of the financial statements in order to design audit procedures that are appropriate in the circumstances, but not for the purpose of expressing an opinion on the effectiveness of the company's internal control. An audit also includes evaluating the appropriateness of accounting policies used and the reasonableness of the accounting estimates made by the Management, as well as evaluating the overall presentation of the financial statements.

We believe that the audit evidence we have obtained is sufficient and appropriate to provide a basis for our audit opinion.



4. Opinion

In our opinion and to the best of our information and according to the explanations given to us, the financial statements give the information required by the Act in the manner so required and give a true and fair view in conformity with the accounting principles generally accepted in India:

- (a) in the case of the Balance Sheet, of the state of affairs of the Company as at 31st March, 2014;
- (b) in the case of the Statement of Profit and Loss, of the profit of the Company for the year ended on that date, and
- (c) in the case of the Cash Flow Statement, of the cash flows of the Company for the year ended on that date.

5. Report on Other Legal and Regulatory Requirements

- (i) As required by the Companies (Auditor's Report) Order, 2003 ("the Order") issued by the Central Government of India in terms of sub-section (4A) of section 227 of the Act, we give in the Annexure a statement on the matters specified in paragraphs 4 and 5 of the Order.
- (ii) As required by Section 227(3) of the Act, we report that:
 - (a) We have obtained all the information and explanations which to the best of our knowledge and belief were necessary for the purposes of our audit.
 - (b) In our opinion, proper books of account as required by law have been kept by the Company so far as it appears from our examination of those books and proper returns adequate for the purposes of our audit have been received from branches not visited by us.
 - (c) the Balance Sheet, Statement of Profit and Loss, and Cash Flow Statement dealt with by this Report are in agreement with the books of account and with the returns received from branches not visited by us
 - (d) In our opinion, the Balance Sheet, Statement of Profit and Loss, and the Cash Flow Statement comply with the Accounting Standards referred to in sub-section (3C) of section 211 of the Companies Act, 1956 notified under the Companies Act read with the General Circular 15/2013 dated 13 September, 2013 of the Ministry of Corporate Affairs in respect of section 133 of the Companies Act, 2013;
 - (e) On the basis of the written representations received from the directors as on 31st March, 2014 taken on record by the Board of Directors, none of the directors is disqualified as on 31st March, 2014 from being appointed as a director in terms of clause (g) of sub-section (1) of section 274 of the Act.

For M/s. RAM RATTAN & ASSOCIATES,
CHARTERED ACCOUNTANTS

(004472N)



(RAM RATTAN GUPTA)
PARTNER

M. No. 83427

Place : New Delhi.

Dated : 26th May, 2014.

ANNEXURE TO THE AUDITORS' REPORT

(Referred to in Paragraph 5(i) of our report of even date)

- i) a) The Company has maintained proper records showing full particulars including quantitative details and situation of fixed assets.
- b) According to the information and explanations given to us, all the fixed assets have been physically verified by the management during the year in a phased periodical manner which, in our opinion, is reasonable having regard to the size of the Company and nature of the assets. No material discrepancies were noticed on such verification.
- c) The fixed asset disposed off during the year, in our opinion, does not constitute a substantial part of fixed assets of the Company and such disposal has, in our opinion, not affected the going concern status of the company.
- ii) a) As explained to us, the commodities held as Stock-in-trade have been physically verified by the management at reasonable intervals during the year. The stocks in hand positions are reconciled with the stocks kept in warehouses and verified with the statements received from the relevant warehouses on regular basis.
- b) In our opinion and according to the information and explanations given to us, the procedures of physical verification of inventories followed by the management are reasonable and adequate in relation to the size of the Company and the nature of its business.
- c) The company is maintaining proper records of inventories and as explained to us, the discrepancies noticed on physical verification of stocks and book records were not material.
- iii) a) The company has granted unsecured loans to one foreign subsidiary company covered in the register maintained under Section 301 of the Companies Act, 1956. The maximum amount involved during the year was Rs.121.95 Lacs and the year-end balance of loan granted (including interest) to one such party was Rs. 52.61 Lacs. However, we are informed that the Company has not granted any loan, secured or unsecured, to other parties as listed in the register maintained under Section 301 of the Companies Act, 1956.
- b) In our opinion, the rates of interest and other terms and conditions of such loan given by the company are prima facie, not prejudicial to the interest of the company.
- c) The parties have repaid the principal amount as stipulated and have also been regular in the payment of interest to the company.
- d) There is no overdue amount in excess of rupees one lakh in respect of such loans.
- e) The Company has taken an interest free unsecured loan from its parent company covered in the register maintained under Section 301 of the Companies Act, 1956 during the year. The maximum amount involved during the year was Rs. 210.00 Lacs and the year-end balance of the loan taken from the said party was nil. The company did not take any loan, secured or unsecured from other parties covered in the register maintained under Section 301 of the Companies Act, 1956.
- f) In our opinion, the terms and conditions of unsecured loans taken by the Company are prima facie, not prejudicial to the interest of the company.
- g) In our opinion and according to information and explanations given to us the Company is regular in repaying the principal amount as stipulated.



- iv) In our opinion, and according to the information and explanation given to us, there are adequate internal control procedures commensurate with the size of the Company and the nature of its business for the purchase of inventory and for the sale of goods and services. During the course of our audit we have not observed any continuing failure to correct major weaknesses in internal controls.
- v) a) According to the information and explanation given to us, we are of the opinion that the particulars of contracts or arrangements referred to in section 301 of the Act have been entered in the register required to be maintained under that section, and.
- b) In our opinion and according to the information and explanation given to us, the transactions made in pursuance of such contracts or arrangements have been made at prices which are reasonable having regard to the prevailing market prices at the relevant time.
- vi) According to the information and explanations given to us, the requirement of clause (vi) of paragraph 4 of the Order is not applicable, since the company has not accepted any deposits from the public.
- vii) In our opinion, the company has an Internal Audit System commensurate with its size and the nature of its business.
- viii) The company is not required to maintain cost record under section 209(1)(d) of the Companies Act, 1956.
- ix) a) The company is regular in depositing with appropriate authorities, undisputed statutory dues including Income-tax, vat, cess and any other statutory dues.
- b) According to the information and explanation given to us, no undisputed amounts payable in respect of income tax, service tax, cess and vat were in arrears as at 31.03.2014 for a period of more than six months from the date they became payable.
- c) According to the records and information and explanations given to us, there are no dues in respect of income tax, vat and cess that have not been deposited with the appropriate authorities on account of any dispute. *However, there are certain dues that have not been deposited by BLB Institute of Financial Markets Ltd, the previous amalgamating company, with the appropriate authorities on account of disputes as under:-*

S No.	Name of the statute	Nature of Dues	Amount (₹ in Lacs)	Period to which the amount relates	Forum where disputes are pending
1	Central Excise Act	Service Tax	153.06	01-10-2006 to 30-09-2010	Hon'ble Delhi High Court

- x) Since there are no accumulated losses, as such the requirement of clause (x) of paragraph 4 of the Order is not applicable to the company.
- xi) According to the information and explanations given to us, the company has not defaulted in repayment of dues to banks.



- xii) The company has not granted any loans and advances on the basis of security by way of pledge of shares, debentures and other securities.
- xiii) Since the company is not a chit fund, nidhi or mutual benefit fund / society, hence the requirement of item (xiii) of paragraph 4 of the Order is not applicable to the company.
- xiv) The company has maintained proper records of the transactions of investments in mutual funds and has also made timely entries therein. The said investments were held by the Company in its own name. However, the company has no dealing or trading in shares and debentures.
- xv) According to the information and explanations given to us, the company has not given any guarantee for loans taken by others from bank or financial institutions.
- xvi) Since the company did not take any term loans, the requirement of clause (xvi) of paragraph 4 of the Order is not applicable to the company.
- xvii) According to the information and explanations given to us, no funds raised on short-term basis have been used for long-term investment. The Company did not raise any funds on long term basis.
- xviii) According to the information and explanations given to us, the Company has made an allotment of shares to its holding company covered in the register maintained under section 301 of the Act as per the Scheme of Amalgamation duly sanctioned by the Hon'ble Delhi High Court vide its order dated 29th July, 2013. The Company otherwise has not made any preferential allotment of shares during the year and as such the provisions of Clause 4(xviii) of the Companies (Auditor's Report) Order, 2003 are not applicable to the Company.
- xix) The company has not issued any debentures during the year. Hence the requirement of clause (xix) of paragraph 4 of the Order is not applicable to the company.
- xx) The company has not raised any money through public issues during the year. Hence the requirement of clause (xx) of paragraph 4 of the Order is not applicable to the company.
- xxi) According to the information and explanations given to us, no fraud on or by the company has been noticed or reported during the course of our audit.

For M/s. RAM RATTAN & ASSOCIATES,
CHARTERED ACCOUNTANTS
(FRN - 004472N)






(RAM RATTAN GUPTA)
PARTNER
M. No. 83427
Place : New Delhi.
Dated : 26th May, 2014.

BLB GLOBAL BUSINESS LIMITED

BALANCE SHEET AS AT 31ST MARCH, 2014.

(in ₹

Particulars	Note No.	As at 31st March 2014	As at 31st March 2013
EQUITY AND LIABILITIES			
(1) Shareholders' Funds			
(a) Share Capital	2	43,370,000.00	20,000,000.00
(b) Shares Pending Allotment [Refer Note 2(iii)]		-	23,370,000.00
(c) Reserves and Surplus	3	3,162,134.63	1,246,665.39
		46,532,134.63	44,616,665.39
(2) Current Liabilities			
(a) Short-Term Borrowings	4	19,772,013.33	22,049,651.35
(b) Trade Payables	5	994,808.63	261,038.34
(c) Other Current Liabilities	6	87,789.00	33,372.00
(d) Short-Term Provisions	7	1,115,524.00	725,389.00
		21,970,134.96	23,069,450.69
Total Equity & Liabilities		68,502,269.59	67,686,116.08
ASSETS			
(1) Non-Current Assets			
(a) Fixed Assets			
(i) Tangible assets	8	1,698,887.00	736,783.00
(ii) intangible assets	8	26,687.00	44,478.00
(iii) Capital Work in Progress	8	67,440.00	-
(b) Non-current Investments	9	3,258,850.00	4,703,270.00
(c) Deferred tax Asset	10	271,363.00	530,799.00
(d) Long-Term Loans and Advances	11	219,113.00	47,012.00
(e) Other Non-Current Assets	12	324,827.00	175,498.00
		5,867,167.00	6,237,840.00
(2) Current Assets			
(a) Current Investments	13	-	48,961.40
(b) Inventories	14	24,583,545.00	19,272,318.16
(c) Trade Receivables	15	-	2,346,591.57
(d) Cash and Cash Equivalents	16	30,191,120.94	21,149,221.85
(e) Short-Term Loans and Advances	17	6,108,264.00	13,224,730.11
(f) Other Current Assets	18	1,752,172.65	5,406,452.99
		62,635,102.59	61,448,276.08
Total Assets		68,502,269.59	67,686,116.08
Notes to Balance Sheet and Statement of Profit & Loss	1 to 29		
As per our report of even date, for M/s RAM RATTAN & ASSOCIATES CHARTERED ACCOUNTANTS Firm Regd. No : 004472N  RAM RATTAN GUPTA) PARTNER Membership No. : 083427 Place : New Delhi Dated : 26th May, 2014		For and on behalf of the Board of Directors  DIRECTOR  DIRECTOR	



BLB GLOBAL BUSINESS LIMITED

STATEMENT OF PROFIT AND LOSS FOR THE YEAR ENDED 31ST MARCH 2014.

(in ₹.....)

S. No	Particulars	Note No.	2013-2014	2012-2013
I	Revenue from Operations	19	357,340,528.73	118,435,919.50
II	Other Income	20	2,135,926.10	1,474,830.38
III	Total Revenue (I + II)		359,476,454.83	119,910,749.88
IV	Expenses:			
	Cost of Material Consumed	21	303,698,497.37	-
	Purchase of Stock-in-Trade	22	36,750,138.08	104,429,307.12
	Changes in Inventories of Work-in-progress and Stock-in-Trade	23	9,414,106.16	9,759,608.26
	Employees Benefit Expenses	24	1,943,328.00	644,298.00
	Finance Costs	25	300,972.93	90,347.26
	Depreciation and Amortization Expenses	26	333,621.00	552,484.00
	Other Expenses	27	3,727,229.89	2,636,861.29
	Total Expenses		356,167,893.43	118,112,905.93
V	Profit before exceptional and extraordinary items and tax (III - IV)		3,308,561.40	1,797,843.95
VI	Tax Expense:			
	Current Taxes		(1,115,524.00)	(656,656.00)
	Deferred tax Asset (net)		(259,436.00)	57,921.00
	Taxes Paid for Earlier Year		(18,132.16)	-
VII	Profit for the year (V-VI)		1,915,469.24	1,199,108.95
VIII	Earning per equity share			
	(1) Basic	28	0.44	0.28
	(2) Dilluted	28	0.44	0.28
	Notes to Balance Sheet and Statement of Profit & Loss	1 to 29		

As per our report of even date.
for M/s RAM RATTAN & ASSOCIATES

CHARTERED ACCOUNTANTS

Firm Regd. No : 004472N

Chartered Accountants

(RAM RATTAN GUPTA)

PARTNER

Membership No. : 083427

Place : New Delhi

Dated : 26th May, 2014

For and on behalf of the Board of Directors




Vishwanath
DIRECTOR

Prabhu
DIRECTOR

BLB GLOBAL BUSINESS LIMITED

CASH FLOW STATEMENT FOR THE YEAR ENDED 31ST MARCH 2014.

(in ₹

Particulars	Note No.	2013-2014	2012-2013
A) CASH FLOW FROM OPERATING ACTIVITIES			
Net Profit before extraordinary items, Exceptional Items and tax		3,308,561.40	1,797,843.95
<u>Adjustments to reconcile profit before tax to cash provided by operating activities</u>			
Depreciation and Amortization Expenses		333,621.00	552,484.00
(Profit)/ Loss on sale of assets sold/discarded		(6,652.00)	100,018.50
Income from redemption of Mutual Funds		(586,573.27)	(334,219.80)
Interest paid to banks on borrowings		249,495.70	53,970.74
Interest received on Deposits		(784,971.55)	(1,118,145.85)
Exchange Rate Fluctuations		(757,729.28)	(870.25)
Loss on Investment written off		1,026,433.69	-
<u>Changes in assets and liabilities</u>			
1) (Increase)/ Decrease in Trade & Other Receivables		5,752,643.91	(6,133,992.56)
2) (Increase)/ Decrease in Inventories		(5,311,226.84)	7,415,670.26
3) Increase / (Decrease) in Liabilities		788,187.29	(21,225.66)
		4,011,790.05	2,311,533.33
Less : Direct Taxes (Net)		(871,209.05)	(333,144.30)
Net Cash flow from Operating Activities		3,140,581.00	1,978,389.03
B) CASH FLOW FROM INVESTING ACTIVITIES			
Investments made in Equity Shares		-	(2,820,150.00)
Investments in Mutual Fund		(201,250,000.00)	(61,975,000.00)
Investment in Share Capital of foreign subsidiaries		-	(1,883,120.00)
Realisation of Investments in subsidiaries		417,986.31	-
Redemption of Mutual Funds		201,885,534.67	62,260,258.40
Exchange Rate Fluctuations		757,729.28	870.25
Realisation / (Deposit) with Subsidiaries		7,320,281.00	(12,195,781.00)
Interest received on Deposits		784,971.55	1,118,145.85
Cash Flow on account of Amalgamation		-	20,491,912.72
Purchase of Fixed Assets		(1,308,495.00)	-
Sale of Fixed Assets		80,230.00	661,699.50
Net Cash flow from Investing Activities		8,688,237.81	5,658,835.72
C) CASH FLOW FROM FINANCING ACTIVITIES			
Repayments/Proceeds of Short Term Borrowings		(2,277,638.02)	12,049,651.35
Interest paid to banks		(249,495.70)	(53,970.74)
Amalgamation Expenses		(259,786.00)	-
Net Cash flow from Financing Activities		(2,786,919.72)	11,995,680.61
D) NET INCREASE/(DECREASE) IN CASH AND CASH EQUIVALENTS			
Cash and Cash equivalents		9,041,899.09	19,632,905.36
- as at the beginning of the period		21,149,221.85	1,516,316.49
- as at the end of the period		30,191,120.94	21,149,221.85
Notes to Balance Sheet and Statement of Profit & Loss	1 to 29		
<p>As per our report of even date.</p> <p>MR. RAM RATTAN & ASSOCIATES CHARTERED ACCOUNTANTS Firm Regd. No : 004472N  RAM RATTAN GUPTA) PARTNER Membership No. : 083427 Place : New Delhi Dated : 26th May, 2014</p>		<p>For and on behalf of the Board of Directors</p> <p> DIRECTOR</p> <p> DIRECTOR</p>	

BLB GLOBAL BUSINESS LIMITED

Notes Forming Integral Part of the Financial Statements as at 31st March, 2014

Note 1 : Significant Accounting Policies and Notes on Accounts

BLB Global Business Limited is a 100% subsidiary of BLB Ltd and deals in agro products on delivery and future basis through a well developed marketing system.

Note 1.1 : Significant Accounting Policies.

a) **Basis of Preparation**

These financial statements are prepared on accrual basis of accounting under the historical cost convention in accordance with Indian generally accepted accounting principles, Accounting Standards issued by the Institute of Chartered Accountants of India as applicable, and the relevant provisions of The Companies Act, 1956.

b) **Use of Estimates**

The preparation of financial statements, in conformity with the Generally Accepted Accounting Principles, requires the management to make estimates and assumptions that affect the reported figures of assets & liabilities as at the date of the financial statements and the reported amounts of revenues and expenses during the period. Differences between the actual results and estimates are recognised in the period in which the results materialize.

c) **Impairment of assets**

An asset is treated as impaired, when carrying cost of assets exceeds its recoverable amount. An impairment loss is charged to the Profit and Loss Account in the year in which an asset is identified as impaired. The impairment loss recognized in prior accounting periods is reversed if there has been a change in the estimate of the recoverable amount.

d) **Inventories**

- (i) Inventories are valued at cost or net realizable value, whichever is lower on the balance sheet date, as certified by the management.
- (ii) The hedged items are valued at the lower of the adjusted carrying cost or the fair market value as on the Balance Sheet date by applying provisions of AS-30. The comparison of cost and market value is done separately for each category of commodities.

The cost of Inventories is considered on specific identification of their individual lots and the cost represents cost of purchase and expenses incurred on bringing the items of inventory to their present location and condition (cost excludes VAT, excise duty and location premium of exchange which are subsequently recoverable). Inventories do not include commodities held in trust on behalf of its principals under agency agreements

- (iii) The Goods in Transit are valued at cost price.

e) **Cash and cash equivalents**

Cash and cash equivalents comprise cash, bank balances and fixed deposit with banks. The Company considers all highly liquid investments with a remaining maturity of twelve months or less as on the reporting date and that are readily convertible to known amounts of cash to be cash equivalents.

f) **Cash flow statement**

Cash flows are reported using the indirect method, whereby profit before tax is adjusted for the effects of transactions of a non-cash nature, any deferrals or accruals of past or future operating cash receipts or payments and item of income or expenses associated with investing or financing cash flows. The cash flows from operating, investing and financing activities of the Company are segregated.



g) **Revenue recognition.**

(i) **Sale of goods**

Revenue from sale of goods is recognised at the point of dispatch of goods to the customers. The company presents revenues from sales net of Value-added tax in the Statement of Profit & Loss.

(ii) **Other income**

The revenue in respect of interest, claims and other income is recognised on accrual basis when no significant uncertainty exists with regard to the realisation of amount and the ultimate collection thereof.

iii) **Derivatives Market Trading**

The Company enters into future contracts to hedge its risks associated with fluctuations relating to various stocks in hand and the use of such future contracts reduces the risk of losses to the Company. The Company has followed Accounting Standard AS-30 as under:-

i) The Company recognises the gain/loss from the re-measuring Hedging Instruments at fair value to Statement of Profit and Loss and such gain/loss as attributable to the underlying stocks available for sale at the Balance Sheet date is adjusted to the carrying cost of the stock for valuation purposes.

ii) The gain/loss from derivative transactions classified by the company as un-hedged is recognised to the Statement of Profit and Loss on accrual basis.

h) **Borrowing Costs :**

Borrowing Costs attributable to the acquisition or construction of a qualifying asset is capitalised as part of the cost of the asset. Other borrowing costs are recognised as expenses in the period in which they are incurred.

i) **Investments**

(i) Investments that are readily realisable and intended to be held for less than a year are classified as current investments. Current investments are carried at lower of cost or fair value.

(ii) Long-term investments are carried at cost less provision for diminution in value other than temporary, if any in the value of such investments.

j) **Earnings per share**

Basic earnings per share is computed by dividing the net profit after tax by the weighted average number of equity shares outstanding during the period. Diluted earnings per share is computed by dividing the profit after tax by the weighted average number of equity shares considered for deriving basic earnings per share and also the weighted average number of equity shares that could have been issued upon conversion of all dilutive potential equity shares. The diluted potential equity shares are adjusted for the proceeds receivable had the shares been actually issued at fair value which is the average market value of the outstanding shares. Dilutive potential equity shares are deemed converted as of the beginning of the period, unless issued at a later date. Dilutive potential equity shares are determined independently for each period presented.

k) **Taxation :**

i) A provision is made for the current tax based on tax liability computed in accordance with relevant tax rates and tax laws.

ii) Deferred tax is accounted for by computing the tax effect of timing difference which arise during the year and reversed in subsequent periods.

l) **Provisions & Contingent Liabilities**

i) Contingent Liabilities are disclosed after a careful evaluation of the facts and legal aspects of the matter involved.

ii) The company creates a provision where there is a present obligation as a result of a past event that probably requires an outflow of resources and a reliable estimate can be made of the amount of the obligation. Provisions are determined by the best estimate of the outflow of economic benefits required to settle the obligation at the reporting date.



- iii) A disclosure for a contingent liability is made when there is a possible obligation or a present obligation that may but probably will not require an outflow of resources.
- iv) Where there is a remote likelihood of outflow of resources in respect of a possible obligation or a present obligation, no provision or disclosure is made.
- m) **Amortisation of Expenses.**
Preliminary expenses, share issue expenses and amalgamation expenses are being written off over a period of 5 years.
- n) **Employee Benefits**
Leave encashment is determined and paid on the basis of accumulated leaves to the credit of each employee at the month end.
- o) **Depreciation.**
Depreciation on Fixed Assets is provided on Written Down Value Method at the rates as per Schedule XIV to the Companies Act, 1956.
- p) **Fixed Assets, Intangible Assets and Capital work-in-progress**
Fixed assets are stated at cost, less accumulated depreciation and impairment, if any. Direct costs are capitalised until fixed assets are ready for use. Capital work-in-progress comprises of the cost of fixed assets that are not yet ready for their intended use at the reporting date.
Intangible assets are recorded at the consideration paid for acquisition of such assets and are carried at cost less accumulated amortization and impairment.
- q) **Foreign Exchange Transactions**
i) Transactions denominated in foreign currency are recorded at the exchange rate prevailing at the time of the transaction.
ii) Monetary assets and liabilities related to foreign currency transactions remaining unsettled at the end of the year are translated at year-end rates and the difference in translation of monetary assets and liabilities and realized gains and losses on foreign exchange transactions other than those relating to fixed assets and long term investment are recognized in the Profit and Loss Account.

S. No	Particulars	₹		₹	
		As At		As At	
		31st March 2014		31st March 2013	
		No. of shares	Amount	No. of shares	Amount
	<u>Note : 2 Share Capital</u>				
	<u>Authorised</u>				
	Equity Shares of ₹ 10/- each	4,500,000	45,000,000	2,000,000	20,000,000
	Add: Increase on Amalgamation				
	Equity Shares of ₹ 10/- each [Refer Note 29(ii)]	-	-	2,000,000	20,000,000
		4,500,000	45,000,000	4,000,000	40,000,000
	<u>Issued, Subscribed & Paid up</u>				
	Equity Shares of ₹ 10/- each as fully paid up	4,337,000	43,370,000	2,000,000	20,000,000
		4,337,000	43,370,000	2,000,000	20,000,000



S. No	Particulars	₹			
		As At 31st March 2014	As At 31st March 2013		
Additional Information:					
(i)	The movement in subscribed and paid up share capital is set out below :				
	Particulars	No. of shares	Amount	No. of shares	Amount
	Equity Shares of ₹ 10/- each				
	At the beginning of the year	2,000,000	20,000,000	2,000,000	20,000,000
	Shares allotted during the year as per the Scheme of Amalgamation [Refer Note 29(ii)]	2,337,000	23,370,000	-	-
	Shares bought back during the year	-	-	-	-
	At the end of the year	4,337,000	43,370,000	2,000,000	20,000,000
(ii)	Shareholders holding more than 5% equity shares in the company :				
	Name of Shareholder	No. of shares	%	No. of shares	%
	BLB Limited	<i> Holding Company</i>	4,337,000	100%	2,000,000 100%
	The paid up equity shares consist of 6 Equity Shares of ₹10/- each issued as fully paid up to six nominees for and on behalf of the holding company.				
(iii)	Shares allotted as fully paid up without payment being received in cash:				
	Particulars	Year (Aggregate No. of Shares)			
		2013-14	2012-13	2011-12	
	Equity Shares :				
	Issued fully paid up by way of Equity Share of ₹ 10/- each	2,337,000	-	-	
	Total	2,337,000	-	-	
	The Company has during the year issued 23,37,000 shares of ₹ 10/- to BLB Ltd in terms of the Scheme of Amalgamation in exchange of 19,00,000 shares of ₹ 10/- of BLB Institute of Financial Markets Ltd (BIFM) held by BLB Ltd.				
(iv)	The Company has only one class of share referred to as equity shares having a par value of ₹10/-. Each holder of equity shares is entitled to one vote per share.				
(v)	The Company has during the year raised its Authorised Share Capital from 40,00,000 equity shares of ₹ 10/- each to 45,00,000 equity shares of ₹ 10/- each.				
		₹		₹	
	Particulars	As at 31st March 2014		As at 31st March 2013	
	Note 3 : Reserves and Surplus				
	Profit & Loss Account				
	Balance as per last Account	1,246,665.39		140,462.86	
	Add: Addition on Amalgamation [Refer Note 29(ii)]	-		4,277,093.58	
	Less : Utilised towards Issue of Shares Pending Allotment on Amalgamation	-		(4,370,000.00)	
	Net Profit for the Year	1,915,469.24		1,199,108.95	
	Total in ₹	3,162,134.63		1,246,665.39	



	₹	₹
Particulars	As at 31st March 2014	As at 31st March 2013
Note 4 : Short-term Borrowings		
Other Loans and Advances		
Short Term Working Capital Loan from Bank (Secured)	-	4,541,021.21
Overdraft Facility from Bank (Unsecured)	19,772,013.33	15,008,630.14
Loans & Advances from a related party (Unsecured)		
ICD from Holding Company [Refer Note 29(vii)(iii)]	-	2,500,000.00
Total	19,772,013.33	22,049,651.35
Additional Information:		
<i>The Short Term Working Capital Loan taken from a bank is secured against the pledge of agro products.</i>		
<i>The borrowings from the said bank are additionally secured by the personal guarantees given by two directors of the Company and a corporate guarantee given by the Holding Company.</i>		
Note 5 : Trade Payables		
Creditor for Services	994,808.63	261,038.34
Total	994,808.63	261,038.34
Note 6 : Other Current Liabilities		
TDS Payable	87,789.00	33,372.00
Total	87,789.00	33,372.00
Note 7 : Short-term Provisions		
For Income Tax [Refer Note 1.1(k)]	1,115,524.00	725,389.00
Total	1,115,524.00	725,389.00
Note 9 : Non-Current Investments		
in Equity Shares of subsidiaries (Trade - Unquoted)		
<i>- At Cost [refer to Note 1.1(i)]</i>		
BLB Singapore Ventures Pte Ltd, Singapore 10,000 shares of SGD 1 each, as fully paid up.	438,700.00	438,700.00
BLB Business Ventures DMCC, Dubai 100 shares 1,000 AED each, as fully paid up.	-	1,444,420.00
in Equity Shares (Trade - Quoted)		
<i>- At Cost [refer to Note 1.1(i)]</i>		
Reliance Power Limited 10027 shares of Face Value ₹10/- each	2,820,150.00	2,820,150.00
Total	3,258,850.00	4,703,270.00
Additional Information:		
Aggregate amount of Quoted Investments	2,820,160.00	2,820,150.00
Aggregate market value of Quoted Investments	708,407.55	617,162.00
Aggregate amount of Unquoted Investments	438,700.00	1,883,120.00
Aggregate provision for diminution in value of investments	-	-
<i>During the year, BLB Business Ventures DMCC, Dubai (UAE), a Wholly Owned Subsidiary went into winding up proceedings and DMCC, Dubai vide its letter dated 30/03/2014 has terminated its license. Since the said subsidiary was left with no assets, as such the deficit of ₹ 10.26 Lacs in the investments has been written off under Note no. 27 of "Other Expenses".</i>		
<i>No provision for diminution in the value of investments to the extent of ₹ 21.11 Lacs (Previous year - ₹ 22.03 Lacs) has been made as the same is considered to be temporary. [Refer Note No. 1(i)(ii)]</i>		



BLB GLOBAL BUSINESS LIMITED

Note 8 : FIXED ASSETS

S. No.	Description	Gross Block			Depreciation			Net Block		
		As at 01.04.13	Addition	Adjustment	As at 31.03.14	As at 01.04.13	For the Year	Adjustment	As at 31.03.14	As at 31.03.13
i)	Tangible assets									
	Machinery	-	143,363	-	143,363	-	2,408	-	2,408	140,955
	Computers	5,431,585	16,000	1,968,271	3,479,314	5,128,782	128,670	1,894,693	3,362,759	116,555
	Office Equipments	927,678	-	-	927,678	514,722	57,442	-	572,164	355,514
	Telecom Equipments Furniture, Fittings & Fixtures	58,260	-	-	58,260	37,236	2,924	-	40,160	18,100
Total	6,417,523	1,241,055	1,968,271	5,690,307	5,680,740	205,373	1,894,693	3,991,420	1,698,887	736,783
ii)	Intangible assets									
	Computer Software	830,792	-	-	830,792	786,314	17,791	-	804,105	26,687
	Total	830,792	-	-	830,792	786,314	17,791	-	804,105	44,478
iii)	Capital Work in Progress									
	Capital Work in Progress	-	67,440	-	67,440	-	-	-	-	67,440
	Total	-	67,440	-	67,440	-	-	-	67,440	-
	Total Current Year	7,248,315	1,308,495	1,968,271	6,588,539	6,467,054	223,164	1,894,693	4,795,525	781,261
	Total Previous Year	-	9,477,412	2,229,097	7,248,315	-	7,934,433	1,467,379	6,467,054	1,860,454



Particulars	₹	₹
	As at 31st March 2014	As at 31st March 2013
Note 10 : Deferred Tax Asset		
Deferred Tax Asset		
Unabsorbed Capital Loss	636,246.00	549,670.00
Less : Deferred Tax Liabilities		
Depreciation Differences	364,883.00	18,871.00
Net Deferred Tax Assets	271,363.00	530,799.00
Note 11: Long-term Loans and Advances		
<i>(Unsecured, Considered Good)</i>		
Security Deposit [Refer Note 29(iii)]	219,113.00	47,012.00
Total	219,113.00	47,012.00
Note 12 : Other Non Current Assets		
Deferred Revenue Expenditure [Refer Note 1.1(m)]	324,827.00	175,498.00
Total	324,827.00	175,498.00
Note 13 : Current Investments		
Unquoted (Non Trade) [Refer Note 1.1(i)]		
1.987 units of Reliance Mutual Fund	-	3,162.44
16.202 units of Reliance Liquid Funds (Par Value Rs.1,000/-)	-	45,798.96
Total	-	48,961.40
Additional Information :		
Aggregate cost of unquoted investments	-	48,961.40
Aggregate net assets value of units	-	49,451.19
Note 14 : Inventories		
<i>(As certified by the Management)</i>		
Stock-in-Trade - Agro Commodities [Refer Note 1.1(d)]	7,117,561.00	19,272,318.16
Work-in-Progress - Agro Commodities	2,740,651.00	-
Material for processing - Agro Commodities	14,474,789.00	-
Packing Material in Hand	250,544.00	-
Total	24,583,545.00	19,272,318.16
Additional Information :		
During the previous year, the stocks of Agri-commodities valued at ₹ 73.66 Lacs were pledged with bank against short term working capital loan.		
Note 15 : Trade Receivables		
<i>(Unsecured, Considered Good)</i>		
Debts due for a period less than six months.	-	2,346,591.57
Total	-	2,346,591.57
Note 16 : Cash & Cash Equivalents		
Balances with Banks	29,179,106.98	20,132,684.35
Fixed Deposits with Banks with more than 12 months Maturity held by banks against Guarantees	-	200,000.00
Fixed Deposits with Banks with less than 12 months Maturity held by banks against Guarantees	90,000.00	90,000.00
Cash Balance on Hand	922,013.96	726,537.50
Total	30,191,120.94	21,149,221.85



	₹	₹
Particulars	As at 31st March 2014	As at 31st March 2013
Note 17 : Short-term Loans and Advances		
Unsecured, Considered Good :		
Deposit with Foreign Subsidiary (including interest net of tax)		
BLB Singapore Ventures Pte Ltd, Singapore	5,261,337.00	12,195,781.00
Incorporation Expenses Recoverable from Subsidiaries		
BLB Singapore Ventures Pte Ltd, Singapore	-	278,948.00
BLB Business Ventures DMCC, Dubai (UAE)	-	106,889.00
Taxes Paid	760,720.00	633,032.11
Prepaid Expenses	82,707.00	10,080.00
Other Advances	3,500.00	-
Total	6,108,264.00	13,224,730.11
Additional Information :		
The taxes paid include withholding tax of Rs.113,530/- deducted by BLB Singapore Ventures Pte Ltd on interest paid to the company. (Previous Year : Rs.146,200/-)		
Note 18 : Other current assets		
Unsecured, Considered Good :		
Advances given to parties against Purchases	-	4,472,000.00
VAT Credit available with C&F Agent	936,468.28	933,201.64
DVAT Refundable	676,984.79	-
Maharashtra Vat Input Credit	137,033.00	-
Interest accrued but not due	1,686.58	1,251.35
Total	1,752,172.65	5,406,452.99
Particulars	2013-2014	2012-2013
Note 19 : Revenue from Operations		
Sale of Products		
-Agro Commodities [Refer Note 1.1(g)(i)]	347,697,273.28	115,267,694.00
Other Operating Revenue		
Net Profit from Derivative Trading [Refer Note 1.1(g)(iii)]	9,643,255.45	3,168,225.50
Total	357,340,528.73	118,435,919.50
Note 20 : Other Income		
Income from redemption of Mutual Funds	586,573.27	334,219.80
Interest Income [Refer Note 1.1(g)(ii)]	784,971.55	1,139,740.33
Exchange Rate Fluctuations	757,729.28	870.25
Profit on sale of Fixed Assets (Net)	6,652.00	-
Total	2,135,926.10	1,474,830.38
Note 21 : Cost of Material Consumed		
Material Consumed		
Opening Stock	-	-
Purchases	317,584,600.37	-
	317,584,600.37	-
Closing Stock	14,474,789.00	-
	303,109,811.37	-
Freight, Forwarding etc.	228,795.00	-
Consumption of packing material	359,891.00	-
Total	303,698,497.37	-



Particulars	₹	₹
	2013-2014	2012-2013
Note 22 : Purchase of Stock-in-Trade		
Purchases	36,750,138.08	101,254,475.89
Claims (Net) against settlement of purchase contracts	-	3,115,000.00
Freight, Forwarding etc.	-	59,831.23
Total	36,750,138.08	104,429,307.12
Note 23 : Change in Inventories		
Opening Stock		
Stock-in-Trade - Agro Commodities	19,272,318.16	26,687,988.42
Stock-in-Trade - Agro Commodities on Amalgamation	-	2,343,938.00
	19,272,318.16	29,031,926.42
Closing Stock		
- Stock-in-Trade - Agro Commodities	7,117,561.00	19,272,318.16
- Work in Process - Agro Commodities	2,740,651.00	-
	9,858,212.00	19,272,318.16
Total	9,414,106.16	9,759,608.26
Note 24 : Employees Benefit Expenses		
Salary & Wages	1,871,058.00	631,048.00
Staff Welfare	72,270.00	13,250.00
Total	1,943,328.00	644,298.00
Note 25 : Finance Costs		
Bank Charges	51,477.23	36,376.52
Interest Expenses	249,495.70	53,970.74
Total	300,972.93	90,347.26
Note 26 : Depreciation and Amortization Expenses		
Depreciation on Fixed Assets	223,164.00	493,984.00
Deferred Revenue Expenditure written off [Refer Note 1.1(m)]	110,457.00	58,500.00
Total	333,621.00	552,484.00
Note 27 : Other Expenses		
Administrative & Selling Expenses		
Advertisement Expenses	-	73,525.00
Brokerage paid	10,080.00	150,761.98
Delivery Charges	-	26,894.74
Commodity Exchange Expenses	33,150.83	47,341.25
Electricity Expenses	38,191.00	-
Insurance Expenses	132,816.00	-
Payments to Auditors towards Audit Fees	56,180.00	28,090.00
Expenses reimbursed to Business Associates [Refer Note 29(vii)]		
- as Rent	168,000.00	420,000.00
- as Salaries	-	240,000.00
- as administrative expenses	132,000.00	180,000.00
Legal and Professional Fees	1,041,990.00	402,953.00
Loss on sale of Fixed assets	-	100,018.50
Loss on Investment written off	1,026,433.69	-
Membership & Subscription	22,500.00	15,871.00



Particulars	₹	₹
	2013-2014	2012-2013
<u>Administrative & Selling Expenses contd</u>		
Miscellaneous Expenses	73,783.03	29,970.91
Miscellaneous Balances written off	-	372,751.83
Postage, Telephone etc.	10,865.00	13,975.14
Rates & Taxes	16,630.00	6,452.00
Rent Expenses	145,000.00	-
Travelling & Conveyance Expenses	142,999.00	110,158.00
Warehouse Charges	676,611.34	418,097.94
Total	3,727,229.89	2,636,861.29
<u>Note 28 : Earnings Per Share</u>		
Profit computation both for Basic and Diluted earnings per share in ₹ 10/- each [refer to Note 1.1(j)]		
Profit after taxation as per profit & loss account	1,915,469.24	1,199,108.95
Weighted average number of equity shares		
From 01.04.2013 to 31.03.2014 (20,00,000 shares)	2,000,000	2,000,000
From 27.04.2013 to 31.03.2014 (23,37,000 shares)	32,014	-
Shares Pending Allotment (from 01.04.13 to 26.03.14 on 2337,000 sha	2,304,986	2,337,000
	4,337,000	4,337,000
Earnings per share in rupees		
Basic earnings per share in ₹	0.44	0.28
Diluted earnings per share in ₹	0.44	0.28

Note 29 : Note on Financial Accounts for the year ended 31st March 2014.

- i) In the opinion of the Board and to the best of its knowledge, all assets other than non current investments, have a realisable value in the ordinary course of business which is not different from the amount at which it is stated.
- ii) During the previous year, the board of directors of the company approved the Scheme of Amalgamation of BLB Institute of Financial Markets Ltd (BIFM) with the BLB Global Business Limited (BGBL) in their meeting held on 01-11-2012. Thereafter, the Hon'ble Delhi High Court sanctioned the said Scheme of Amalgamation and made it effective from the appointed date i.e. 1st April, 2012 vide its order dated 29th July, 2013 and the same has been implemented on 16th September, 2013. The company has accounted for all the Assets and Liabilities of BIFM during the financial year 2012-2013 at their book values by following the 'Pooling of Interests' method as prescribed by the Accounting Standard (AS-14) issued by the Institute of Chartered Accountants of India for giving effect to the Scheme of Amalgamation.
- iii) The Company holds National Savings Certificates for ₹ 20,000/- in the name of one of its directors which has been given as Security for VAT registration.
- iv) The previous year figures have been regrouped and/ or rearranged wherever necessary to conform to this year's classification.
- v) The Company has not received any intimation from 'Suppliers' regarding their status under the Micro, Small and Medium Enterprises Development Act, 2006 and hence disclosures, if any, relating to amounts unpaid as at the year end together with interest paid / payable as required under the said Act have not been given.
- vi) **Segment Accounting**
The Company is primarily engaged in a single business segment of dealing in agro commodities. As such there are no separate reportable segments as per Accounting Standard - 17 "Segment Reporting" notified by the Central Government under the Companies (Accounting standard) Rules, 2006.



vii) **Related Party Disclosures****i) Name of the related parties and description of relationship**

- 1) Holding Company : BLB Limited
- 2) Fellow Subsidiary Companies : BLB Commodities Limited
: Sri Chaturbhuj Properties Limited
: Sri Shardamba Properties Limited
- 3) Foreign Subsidiary Companies (100%) : BLB Business Ventures DMCC, Dubai [up to 30-03-2014]
: BLB Singapore Ventures Pte Ltd, Singapore
- 4) Key Management Personnel (Directors) : Sh. Brij Rattan Bagri (Chairman)

ii) Name of the related parties with whom transactions have taken place during the year :-

- 1) Holding Company : BLB Limited
- 2) Fellow Subsidiary Company : BLB Commodities Limited
- 3) Foreign Subsidiary Companies : BLB Business Ventures DMCC, Dubai [up to 30-03-2014]
: BLB Singapore Ventures Pte Ltd, Singapore




iii) Transactions with Holding Company, Subsidiary Company / Fellow Subsidiary Company

(₹)

	Holding Company		Fellow Subsidiary Companies		Subsidiary Companies	
	2013-14	2012-13	2013-14	2012-13	2013-14	2012-13
Realisation of Investment in Shares	-	-	-	-	417,986	-
Investment in shares	-	-	-	-	-	1,883,120
Reimbursement of Expenses	-	840,000	300,000	22,950	-	-
Payments made for Incorporation Exps	-	-	-	-	-	258,213
Interest received on ICD	-	-	-	-	756,867	1,105,060
Withholding Tax	-	-	-	-	(113,530)	(146,200)
Transaction Charges *	-	-	6,876	3,657	-	-
Brokerage *	-	-	1,381	2,078	-	-
Brokerage by BIFM	-	-	-	17,908	-	-
Purchases of Commodities	-	-	331,692,853	-	-	-
Issue of Equity Shares	23,370,000	-	-	-	-	-
Loans taken:						
- Opening	2,500,000	10,000,000	-	-	-	-
- Sums Accepted	38,500,000	9,500,000	-	-	-	-
- Sums Repaid	41,000,000	17,000,000	-	-	-	-
- Closing Balance	-	2,500,000	-	-	-	-
Loans taken by BIFM:						
- Sums Accepted	-	7,000,000	-	-	-	-
- Sums Repaid	-	7,000,000	-	-	-	-
Deposit given :(with interest)						
- Opening	-	-	-	-	12,195,781	-
- Given	-	-	-	-	1,377,369	13,782,481
- Received	-	-	-	-	8,311,813	1,586,700
- Closing Balance	-	-	-	-	5,261,337	12,195,781
Year End Balances						
Creditor for Services	-	-	868,445	-	-	-
Trade Receivables	-	-	-	2,346,592	-	-
Input Vat Credit Recoverable	-	-	936,468	933,202	-	-
Incorporation Expenses Recoverable	-	-	-	-	-	385,837

* The transaction charges and brokerage were charged by BLB Commodities Ltd on the commodity transactions.



viii) Contingent liabilities and commitments to the extent not provided for.		(in ₹ Laes)					
S No	Particulars	2013-14	2012-13				
Contingent Liabilities							
a)	Bank Guarantee to DVAT deptt.	0.90	0.90				
b)	Other Guarantees to Rajasthan VAT deptt.	0.20	0.20				
c)	Service Tax Payable on legal fees paid to Advocates	0.17	0.04				
d)	Service Tax Payable by BIFM [Refer Note below]	153.06	153.06				
BIFM, the amalgamated company has received a Demand-cum-Show Cause Notice from the Service Tax Department in the earlier years to pay ₹ 153.06 Laes (excluding interest and penalty, if any) for the period from 01/10/2006 to 30/09/2010 on certain educational courses which in its opinion were exempt from service tax. BIFM has filed a writ petition with the Delhi High Court against the said demand-cum-show cause notice. (Previous year ₹ 153.06 Laes)							
ix)	Expenditure in Foreign Exchange Travelling Expenses	-	0.43				
x)	Earnings in Foreign Exchange Interest received from foreign subsidiary Companies	7.57	11.06				
xi)	Quantitative information of Derivative Transactions:		(₹)				
	Exchange	Item	Expiry Date				
			Lot Size MT				
			Position				
			No of lots				
			Unit MT				
			Market price as on 31.03.14				
	NCDEX	Castorseed	13-May-14				
		Channa	20-May-14				
		Cocudakl	20-Jun-14				
		Jeera	20-May-14				
			10				
			short				
			22				
			10				
			short				
			3				
			10				
			short				
			30				
			300				
			20				
			60				
			5,428.00				
			5,428.00				
			5,428.00				
			5,428.00				
xii)	Particulars of Items under broad heads:		(₹ in Laes)				
S No	Particulars	2013-2014			2012-2013		
		Agro Products		Total	Agro Products		Total
		Almond Inshell	Others		Almond Inshell	Others	
a)	Raw Materials (focal purchases)						
	Opening Stock	-	-	-	-	-	
	Purchases	3,175.85	-	3,175.85	-	-	
	Closing Stock	144.75	-	144.75	-	-	
	Materials Consumed	3,031.10	-	3,031.10	-	-	
b)	Work-in-Progress						
	Opening Stock	-	-	-	-	-	
	Closing Stock	27.41	-	-	-	-	
S No	Particulars	2013-2014			2012-2013		
		Agro Products		Total	Agro Products		Total
		Almond Giri	Others		Almond Giri	Others	
c)	Sales*	3,062.03	414.94	3,476.97	-	1,152.68	
d)	Trading Goods						
	Purchases - Indigenous	-	367.50	367.50	-	1,012.54	
e)	Opening Stock						
	Trading Goods	-	192.72	192.72	-	290.32	
f)	Closing Stock						
	Trading Goods	-	71.18	71.18	-	192.72	
* The company has carried the process of breaking almond inshell and made sales of almond giris and the leftovers.							
As per our report of even date. for M/s RAM RATTAN & ASSOCIATES Chartered Accountants Firm Reg. No.: 004472N  (RAM RATTAN GUPTA) PARTNER Membership No. : 083427 Place : New Delhi Dated : 26th May, 2014				For and on behalf of the Board of Directors  DIRECTOR  DIRECTOR			